



## INSTALLING HARD WIRED GPS TRACKERS

Your Self-Install GPS Tracker has arrived! This revolutionary little device is designed for simple fitting by anyone with minimal technical capability. It simply needs attaching to any 12V permanent live with the **RED** terminal. The **BLACK** terminal needs to go to ground.


Both lights need to be flashing for the device to operate. The Navigate light will take approximately 20 seconds to start to flash on first install. When flashing it indicates good GPS. When solid it indicates it cannot get a good GPS signal.




Step 1 - Locate the battery



Step 2 - Connect the terminals



Step 3 - Peel back the adhesive pad



Step 4 - Secure in a suitable Location

Once installed please take a short 5 minute drive then activate your device by going to [www.trutrak.co.uk](http://www.trutrak.co.uk) select "Activate Now" and follow the instructions. We will ensure the device is operating correctly and associate a registration. When complete download the TruTrak App from your App Store or Google Play Store. Office hours are Monday to Friday 0900 - 1700hrs 01206 482524.

